


## Features

- Vega actuators are for awning windows, casement windows, hoppers, curtain wall vents and skylights.
- Twin Synchro Vega is for wide vents that require 2 to 4 motors, providing multiple sash connection points and synchronized operation. Available in low voltage 24VDC only.
- Multiple vents can be wired in parallel, and can be operated by building automation systems.
- 12" (300mm) chain operator; self-adjusting for proper closure at installation.
- Operator has stainless steel, double-link chain for rigidity and durability.
- Examples of 66 lbs operating force of twin motors: 48" tall/1056 lb. vent, 82" tall/1804 lb. vent, or a 264 lb. skylight.
- Low-profile, attractive aluminum case; available in Black, White or Grey paint.
- Minimum sash height is 10".
- Twin Synchro Vega F-Signal (DC) has opening and closing feedback signal, ask for data sheet.
- Two-year UCS manufacturer's warranty. Requires reading AFI Install Guide before purchase, and confirmation of project and installation specs by licensed electrical contractor.




Mounting brackets available separately

## Twin Synchro Vega DC

Part #	Color	Stroke (and force)
<b>41154L</b>	Grey RAL 9006	Up to 300mm (600N)
<b>41155N</b>	Black RAL 9005	Up to 300mm (600N)
<b>41156R</b>	White RAL 9010	Up to 300mm (600N)

## Mounting Brackets (Ordered separately)

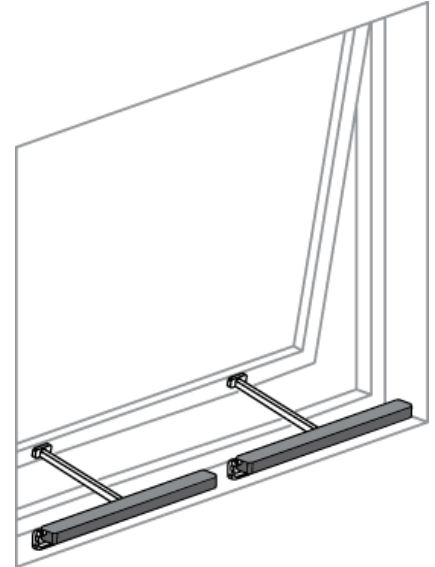
Part #	Style	Color
<b>41898F</b>	Long Slim	Grey
<b>41899G</b>		Black
<b>41900H</b>		White
<b>41901I</b>	Short Slim	Grey
<b>41902J</b>		Black
<b>41903K</b>		White
<b>40843F</b>	Die-cast	Grey
<b>40844G</b>		Black
<b>40845H</b>		White



Mounting brackets ordered separately  
Long Slim model, fits most profiles.

### Specifications

<b>Supply voltage</b>	24VDC Low Voltage
<b>Nom. Current draw</b>	1.4 A average
<b>Limit stop</b>	(Open): Built in limit switch (Closed) Integrated electronic power cut-off
<b>Chain stroke (approx)</b>	300mm (12")
<b>Push force (Max)</b>	600N (132 lbf +/- 3%)
<b>Pull force (Max)</b>	600N (132 lbf +/- 3%)
<b>Chain speed</b>	9mm/sec
<b>Dimensions</b>	996 x 69 x 37mm (39 <sup>3</sup> / <sub>16</sub> " x 2 <sup>11</sup> / <sub>16</sub> " x 1 <sup>7</sup> / <sub>16</sub> "
<b>Power cable</b>	UL cable 1.5 meter included, white color
<b>Run/Rest cycle</b>	For every 60 sec running (on), must then rest (off) for 120 sec
<b>Ambient Oper Temp</b>	-10 °C to +60 °C (14 °F to 140 °F)
<b>Listing</b>	UL Listed
<b>Protection class</b>	IP20
<b>Typical switch</b>	Momentary contact
<b>Colors</b>	Powder-coated: Grey (RAL 9006), White (RAL 9010), or Black (RAL 9005)
<b>Opening mechanism</b>	Stainless steel chain, chain is centered in case



Synchro Vega is for wide vents providing multiple sash connection points and synchronized operation.