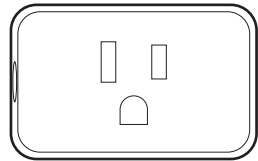


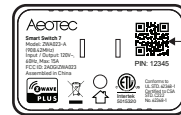
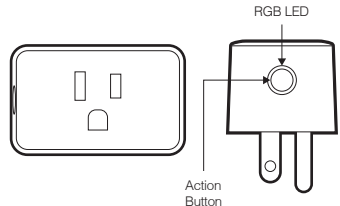
# Smart Switch 7

## ZWA023



**Aeotec**

### Used in this guide.



**Note:** QR Code used for SmartStart inclusion. DSK Code can be found on packaging. Do not remove or damage them.

### Important safety information.

Please read this and the online guide(s) at [support.aeotec.com/ss7](http://support.aeotec.com/ss7) carefully. Failure to follow the recommendations set forth by Aeotec Limited may be dangerous or cause a violation of the law. The manufacturer, importer, distributor, and / or reseller will not be held responsible for any loss or damage resulting from not following any instructions in this guide or in other materials.

Smart Switch 7 is intended for indoor use in dry locations only. Do not use in damp, moist, and / or wet locations.

### Quick start.

The following will step you through installing Smart Switch 7 and connecting it to your Z-Wave™ network.

1. Plug Smart Switch 7 into a power outlet; its LED will flash blue slowly.
2. To connect Smart Switch 7 to your automation network:
  - a. If your Z-Wave gateway supports SmartStart,

scan Smart Switch 7's QR Code using your gateway's app. Once scanned, Smart Switch 7 will join your Z-Wave network automatically within 10 minutes.

- b. Else, set your gateway into its 'add device' mode. Refer to its manual if you are unsure of how to perform this step.

Then press Smart Switch 7's Action Button 2x times within 1 second; its LED will blink to indicate pair mode.

- c. If your gateway supports S2 security, and you want your device to use this higher level of security, please enter the first 5 digits of the DSK into the gateway's interface when prompted. Refer to the gateway's manual if you are unsure how to perform this step. Do not lose the DSK or remove it from the product or package.

3. When Smart Switch 7 successfully joins your Z-Wave network, its LED will become a solid blue for 2 seconds. Should its LED still flash blue, this indicates it was unable to join your Z-Wave network; repeat the above steps and please contact us for further support if needed.

Smart Switch 7 is now a part of your Z-Wave home

control system. You can configure it and its automations via your Z-Wave system; please refer to your software's user guide for precise instructions.

### Get help & learn more.

Should you encounter any problem with Smart Switch 7, visit [support.aeotec.com/ss7](http://support.aeotec.com/ss7) or contact our support team via [aeotec.com/contact](http://aeotec.com/contact). You can also learn more about Smart Switch 7 features, configuration options, and technical specifications at the link.

### Gateway compatibility.

To see if this device is known to be compatible with your Z-Wave gateway, please refer to [aeotec.com/z-wave-gateways](http://aeotec.com/z-wave-gateways).

Manufactured for the importer by Aeotec Limited (#704, Bright Way Tower, 33 Mong Kok Rd, Mong Kok, Hong Kong) contactable via [aeotec.com/contact](http://aeotec.com/contact). Imported into the European Union by Aeotec Group GmbH (Große Johannisstraße 7, Hamburg 20457, Germany). The importer and / or distributor of this device can both be reached separately with the company from whom you have purchased this device from responsible for warranty, technical support, and compliance related queries.

**Declaration of Conformity.** Aeotec Limited declares that ZWA023 is in compliance with the essential requirements and other relevant provisions of RED 2014/53/EU, RoHS 2011/65/EU, IEC 62321:2008, EN 50581:2012 and ErP Directive 2009/125/EC, No 1275/2008 AMENDMENT 801/2013. The full text of the declaration is available from [support.aeotec.com/ss7/doc](http://support.aeotec.com/ss7/doc)

**Specifications.** Specifications. Z-Wave devices operate between 868.40 & 926.3 MHz depending on local restrictions. It uses up to -5.68dBm ERP of transmission power, enabling wireless connectivity.

Full information on device specifications and certifications at [support.aeotec.com/ss7/specs](http://support.aeotec.com/ss7/specs)

**Disposal guidelines and WEEE.** Aeotec devices may contain batteries; remove when not in use. Do not dispose of

device as unsorted municipal waste, use separate collection facilities. Contact your local government for further information.

**One-Year Limited Warranty.** Aeotec Limited warrants included Aeotec branded hardware device when purchased new and delivered in new condition and in its original container against defects in materials and workmanship for one year from the date of original purchase from an authorized reseller when purchased and used in the region of original export. In line with the terms of sales between Aeotec and the authorized importer / reseller of this device, any claims against the foregoing warranty are to be handled by the authorized distributor / reseller directly. The foregoing warranty is subject to the proper installation, operation, and maintenance of the device in accordance with installation instructions and the operating manual supplied to customer and further documentation made available digitally. Liquid damage, including, but not limited to, internal liquid damage caused by improper use, closure or affixing of the hardware, is not covered by this warranty. Splash, water, and dust resistance are not permanent conditions and resistance might decrease as a result of normal wear. Not warranted for damage from open flames and heat, and exposure to sun. Not warranted for battery leak damage; always remove all batteries from products that not being used. Aeotec does not warrant against normal wear and tear, nor damage caused by accident or abuse. Please be sure to read this device's

support notes, digital materials, and quick start guide fully. Subject to the full terms of obtaining service within 30 days of the manifestation of a problem, if you submit a valid claim under this warranty, Aeotec shall provide further information in obtaining warranty services from the authorized importer and / or seller of this device. The full warranty, including warranty exclusions and liabilities, are available at [support.aeotec.com/warranty](http://support.aeotec.com/warranty) Aeotec's English language warranty and instructional information is paramount to translations provided in any other language and prevails over any such translations.

**FCC Notice.** The edition of this device made and certified for the US market and marked as such complies with part 15 of the FCC rules. Operation is subject to the following two conditions: (1) this device may not cause harmful interference, and (2) this device must accept any interference received, including interference that may cause undesired operation. The manufacturer is not responsible for any radio or TV interference caused by unauthorized modifications to this equipment. Such modifications could void the user's authority to operate the equipment. This equipment has been tested and found to comply with the limits for a Class B digital device, pursuant to part 15 of the FCC Rules. These limits are designed to provide reasonable protection against harmful interference in a residential installation. This equipment generates uses and can radiate radio frequency energy and, if not installed and used in accordance with the instructions, may cause harmful

interference to radio communications. However, there is no guarantee that interference will not occur in a particular installation. If this equipment does cause harmful interference to radio or television reception, which can be determined by turning the equipment off and on, the user is encouraged to try to correct the interference by one or more of the following measures: (1) Reorient or relocate the receiving antenna. (2) Increase the separation between the equipment and receiver. (3) Connect the equipment into an outlet on a circuit different from that to which the receiver is connected. (4) Consult the dealer or an experienced radio/TV technician for help (5) Ensure this device and its antenna(s) are not be co-located or operating in conjunction with any other antenna or transmitter.

**RF Exposure Statement.** The device has been evaluated to meet FCC/CE general RF exposure requirement. The device can be used without restriction.

**California Proposition 65. WARNING:** This product contains a chemical known to the State of California to cause birth defects or other reproductive harm. Use only for intended purposes. Do not use for other purposes including, but not limited to, the consumption of food and drinks.

While the information in this guide has been compiled with care, it may not be deemed an assurance of device characteristics. All information, including, but not limited to, information regarding the functionality, features, and / or device

specifications are subject to change. Aeotec Limited reserves all rights to revise or update its products or documentation without any obligation to notify any individual or entity. Aeotec Limited shall be liable only to the degree specified in the terms of sale and delivery.



FCC ID: 2AOGIZWA023

Conforms to UL STD. 62368-1  
Certified to CSA STD. C22.2  
No. 62368-1



In Europe contact Aeotec Group GmbH; Große Johannisstraße  
7, 20457 Hamburg, Germany.

**Aeotec**

✉ [service@aeotec.com](mailto:service@aeotec.com)

@ [www.aeotec.com](http://www.aeotec.com)