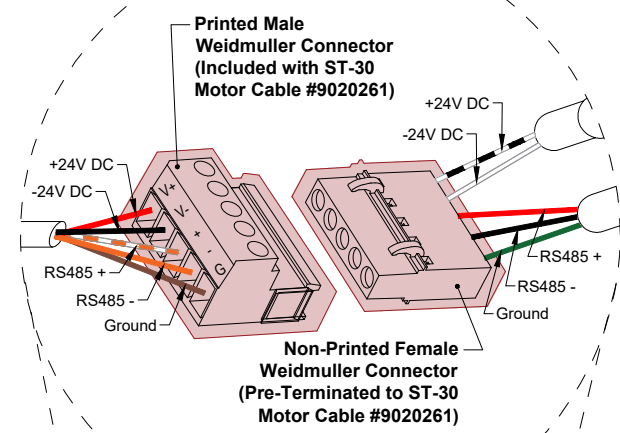
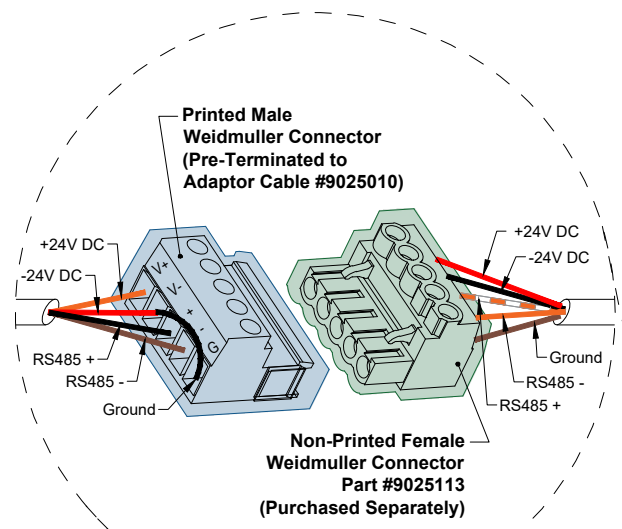


DC Motor Weidmuller Connector Color Code

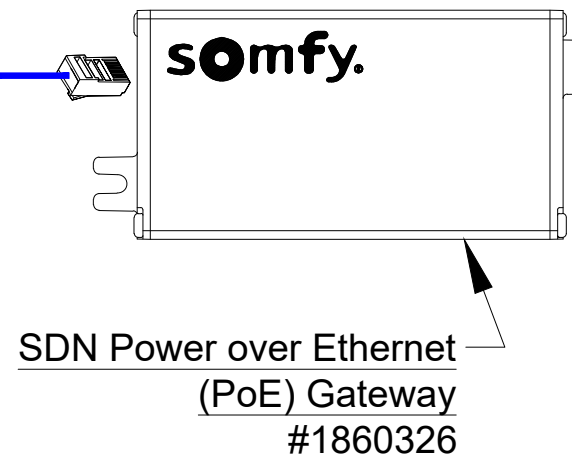
Included with DC Motor Cable	Included with PoE Motor Adaptor Cable	Purchase Separately
------------------------------	---------------------------------------	---------------------

Male Printed Weidmuller Connector	DC Motor Port Wiring Pinout		Female Non-Printed Weidmuller Connector	
Male Pin #	Function	Female Pin #		
1	Power (+)	5	[Diagram A] [Diagram B]	
2	Power (-)	4		
3	SDN RS485 (+)	3		
4	SDN RS485 (-)	2		
5	SDN RS485 Ground	1		



ST-30 Motor Head Power Pinout

Pin #	Function	Color
1	Power (+)	White with Black Stripe
2	Power (-)	White



PoE Gateway to Motor Adaptor Part #9025010 (Included with PoE)

SDN Low-voltage Motor Cable
14/2 + 22/3 TWS
Reference Liberty Cable
Part #9020126 (Non-Plenum)
Part #9020127 (Plenum)
Max Distance from PoE to last motor is 240' cumulative

ST-30 DC RS485 Cable
Data and Power Pigtail
Part #9020261 (Purchased Separate from Motor)

TO ST-30 DC MOTOR

ST-30 Motor Head Data Pinout

Pin #	Function	Color
1	SDN RS485 (-)	Black
2	SDN RS485 Ground	Green
3	SDN RS485 (+)	Red

© 2015 Somfy Systems, Inc. All Rights Reserved. This drawing is the property of Somfy Systems, Inc. The graphics, information and specific ideas in this document are the exclusive property of Somfy Systems, Inc. and must not be made public, copied, or sold. Others seeking permission to reproduce this document, in whole or in part, must obtain permission from Somfy Systems, Inc. in writing.

Tel: 1-800-64-SOMFY
Fax: 1-609-495-8165
www.somfysystems.com



Date:	08/16/18	Revisions			
Print Size:	11" x 17"	Rev	Date	By	Description
NTS:	NTS	-	--/--	-	
Sales:	N/A	-	--/--	-	
Drawn by:	RV	-	--/--	-	
Checked by:	PK	-	--/--	-	

Dwg Title:
Power over Ethernet (PoE) with Single ST-30 DC Motor Wire Detail

Dwg No.:
POE-WIRING-01

Project name:
Technical Library

Client:
Somfy Systems

Address:
**121 Herrod Boulevard
Dayton, NJ 08810**