



COMMUNICATIONS FOR TODAY ... AND TOMORROW.

Tek-ENTRY® Vandal-Resistant Apartment Entry Systems

Submittal Package

as of 5/25/2017

www.tektone.com

Phone: 828.524.9967
Toll-Free: 800.327.8466
Sales: Option 2
Tech Support: Option 3

324 Industrial Park Road
Franklin, NC 28734
tektone@tektone.net
Fax: 828.524.9968

Copyright © 2017 TekTone® Sound & Signal Mfg., Inc., All rights reserved.

No part of these publications may be copied without the express written permission of TekTone® Sound & Signal Mfg., Inc. The contents of these specification sheets are furnished for informational use only, are subject to change without notice, and should not be construed as a commitment by TekTone® Sound & Signal Mfg., Inc. TekTone® Sound & Signal Mfg., Inc. assumes no responsibility or liability for any errors or inaccuracies that may appear in this documentation.

TekTone, the TekTone logo, Tek-ALERT, Tek-BRIDGE, Tek-CALL, Tek-CARE, TekCD, Tek-CHECK-IN, Tek-COM, Tek-ENTRY, Tek-GUARD, Tek-MICRO, Tek-MMARS, Tek-PAGING, Tek-SAFE and Tek-STATUS are either registered trademarks or trademarks of TekTone® Sound & Signal Mfg., Inc. in the United States and/or other countries. All other trademarks are the property of their respective owners.

AM642-series Vandal Resistant Entrance Panels IL524 Specification Sheet

Tek-ENTRY® Apartment Entry Systems • Rev. 10 - 11/2016

Features

- Vandal-resistant panel and push button actuators
- Hands-free loud-speaking
- Weather-resistant Mylar speaker
- Self-wiping push button switches
- Decorative end caps
- Individually replaceable name holders
- Slim-line surface-mount option
- Simple installation

Description

The AM642-series Vandal-Resistant Entrance Panel is for use with TekTone® loud-speaker suite stations.

The anodized aluminum panel is available in two sizes. The 4.75" x 11.25" panel accommodates 2 to 8 push buttons, and the 4.75" x 17.25" panel is used for applications requiring 10 to 16 push buttons or a postal release option.

Panels are equipped with a weather-resistant Mylar speaker protected by a louvered panel and perforated aluminum material. The speaker panel can accommodate up to 16 push buttons and actuators. In addition, the panel also contains up to 16 name holders with plastic lenses that snap easily into the panel and are individually replaceable.

Specifications

Dimensions:	Height:	11.25" or 17.25"
	Width:	4.75"
Push button:	Individually replaceable type with self-wiping contacts	
Speaker:	2.5" (64 mm) voice frequency response	
Construction:	Anodized extruded aluminum panel	
Housings, flush:	OH600 Back Box for 2-8 buttons OH601 Back Box for 10-16 buttons	
Surface mount:	Add "S" to panel part number (example: AM642/10S).	
Name holders:	2.125" x 1.0625"	



AM642-series Vandal Resistant Entrance Panels

Required Components

IR100-series or IR200-series Apartment Stations
PK543A Apartment Intercom Amplifier
SS102A Transformer
OH600 or OH601 Back Box (for flush mounted models)

AM492-series Vandal Resistant Apartment Entrance Panel IL462 Specification Sheet

Tek-ENTRY® Apartment Entry System • Rev. 13 - 11/2016

Features

- Vandal resistant panel and push button actuators
- Weather-resistant Mylar speaker
- Fully-enclosed back box with knockouts
- Modular design
- Hands-free loudspeaking
- Individually replaceable name holders (black flame retardant polycarbonate plastic)
- Self-wiping push button switches
- Slim-line surface mount option

Description

The AM492-series Vandal Resistant Apartment Entrance Panel is a modular series for use with TekTone® apartment intercom stations. Panels are equipped with a Mylar, voice-frequency response speaker protected by a louvered panel and perforated aluminum material. The speaker panel can accommodate up to 18 push buttons. For more than 18 apartments, the AM492 is used with the AM490/12 or AM490/22 push button add-on panel.

Pressing the button corresponding to the desired name and apartment number causes a buzzing at the apartment station. The resident may then converse with the caller. Controlled entry is permitted by push button operation of the electric door release. AM492 panels with 0-10 buttons are available with postal option.

Specifications

Dimensions:	Height: 16.5" (419 mm) Width: 4" (102 mm) each panel
Speaker:	2.5" (64 mm) Mylar
Push Button:	Individually replaceable with self-wiping contacts.
Construction:	Modular extruded, anodized aluminum panel and push button actuators.
Housings:	OH190-series for flush mounting. OF190S-series frame for surface mounting.



AM492-series Entrance Panel with OF191 Frame

Required Components

IR-series Apartment Intercom Stations
OF190-series Frames
OH190-series Housings
PK543A Amplifier
SS102A or SS106 Transformer

CM491-series & CM492-series Vandal Resistant Apartment Entry Panels IL500 Specification Sheet

Tek-ENTRY® Apartment Entry Systems • Rev. 11 - 11/2016

Features

- Vandal resistant panel and push button actuators
- Weather resistant Mylar speaker
- Fully enclosed back box with knockouts
- Hands-free loudspeaker (or optional handset)
- Engraveable solid aluminum push button actuators
- Vandal resistant Lexan directories
- Slim-line surface mount frame option
- Tamper resistant mounting screws

Description

The CM491-series vandal resistant apartment entry panel is available with 4, 8, 12, 16 or 20 buttons and includes an integral directory.

The CM492-series vandal resistant apartment entry panels are modular so that adding additional button panels (if required), directory panels, frame and housing will comprise a complete entrance panel.

Panels are equipped with a Mylar voice-frequency response speaker protected by a louvered grill and perforated aluminum material. The aluminum push button actuators may be engraved with up to four letter/digit combinations.

Specifications

Dimensions:	Height: 16.5" (418 mm)
	Width: 4" (100 mm)
Speaker:	2.5" (63.5 mm) Mylar
Construction:	Modular extruded anodized aluminum
Flush Mount:	CM491: OF291 frame, OH191 housing
	CM492: OF190-series frame, OH190-series housing
Surface Mount:	CM491: OF291S frame
	CM492: OF190S-series frame
Plungers:	Engraved extruded aluminum
Push Button:	Individually replaceable with self-wiping contacts



CM491/016
OF291 Frame



CM492/024
OF192 Frame and
AM190D Directory

CM491-series & CM492-series Vandal Resistant Apartment Entry Panels

Required Components

IR-series Speaker-type Remote Stations
PK543A Apartment Intercom Amplifier
RP055EN Apartment Number Button Engraving
SS102A or SS106 Transformer

For CM491-series, add:
OF291 Frame and OH191 Housing, or OF291S Frame

For CM492-series, add:
AM190D Directory Panel
OF190-series Frame and OH190-series Housing, or
OF190S-series Frame

Features

- Flush mounting
- Simple, push button operation
- Easy installation
- Advanced design
- Automatic privacy
- Clear voice quality
- Precision-engineered for reliability
- English text, international symbols and Braille

Description

The IR103E, IR104E and IR105E Apartment Intercom Stations combine modern styling with ease of operation to provide natural, clear voice communication and positive door-release operation.

The stations are equipped with momentary-action push buttons for talk, listen and door operation. The attractive, flame-retardant ABS plastic faceplates are flush mounted and blend with any setting. The advanced circuitry and versatility permit use in large or small buildings, with one or several entrances.

Wiring is just 2 common and 1 selective wires for the IR103E station; 3 common and 1 selective wires for the IR104E station; and 4 common and 1 selective wires for the IR105E station. Connections are screw terminals.

A wide variety of optional accessories is available to provide additional functions, such as multiple entrance operation and post office door release.



IR103E, IR104E, IR105E

Specifications

Dimensions:	Height:	6.875"	(175 mm)
	Width:	5"	(127 mm)
	Depth:	1.25"	(32 mm)
Finish:	Flame-retardant ABS plastic.		
Controls:	Individually replaceable push buttons with self-wiping contacts. Identified for talk, listen and door functions.		
Speaker/Mic:	2.5" (89 mm) with voice response. Also used for electronic tone signal.		
Connection:	Screw terminals		
Housings:	IH103 mounting plate or IH101 box		

Required Components

AM/CM-series Entrance Panels
PK543A Amplifier
SS-series Transformers

Features

- Surface mounted
- Simple, push button operation
- Easy installation
- Advanced design
- Automatic privacy
- Clear voice quality
- Precision-engineered for reliability
- English text, international symbols and Braille

Description

The IR203E, IR204E, IR205E Apartment Intercom Stations combine modern styling with ease of operation to provide natural, clear voice communication and positive door-release operation.

The stations are equipped with momentary-action push buttons for talk, listen and door operation. The attractive flame-retardant ABS plastic faceplates are surface mounted, and blend with any setting. The advanced circuitry and versatility permit use in large or small buildings, with one or several entrances.

Wiring is just 2 common and 1 selective wires for the IR203E station; 3 common and 1 selective wires for the IR204E station; and 4 common and 1 selective wires for the IR205E station. Connections are screw terminals.

A wide variety of optional accessories is available to provide additional functions, such as multiple entrance operation and post office door release.



IR203E, IR204E, IR205E

Specifications

Dimensions:	Height:	6.875"	(175 mm)
	Width:	5"	(127 mm)
	Depth:	1.25"	(32 mm)
Finish:	Flame-retardant ABS plastic.		
Controls:	Individually replaceable push buttons with self-wiping contacts. Identified for talk, listen and door functions.		
Speaker/Mic:	2.5" (62.5 mm) with voice response. Also used for electronic tone signal.		
Connection:	Screw terminals standard.		
Housings:	IH103 mounting plate, single-gang ring, or single-gang electrical box.		

Required Components

AM/CM Series Entrance Panels
PK543A Amplifier
SS-series Transformers

Features

- Simple push button operation
- Easy installation
- Advanced design
- Automatic privacy
- Clear voice quality
- Rugged and reliable

Description

The IR207B Apartment Stations are rugged, dependable units combined with advanced electronic design to provide natural, clear voice communication and positive door release operation. These versatile stations may be used in large or small buildings and feature a wide variety of optional accessories to provide needed additional functions, such as multiple entrance, post office door release, timed door release operation, etc.

Specifications

Dimensions:	Height:	4.5"	(115 mm)
	Width:	4.5"	(115 mm)
Finish:	Satin brushed stainless steel		
Controls:	Individually replaceable push buttons with self-wiping contacts. Identified for talk, listen and door functions.		
Speaker/Mic:	45 ohms, 2.5" x 2.5"		
Connections:	Screw terminals		
Housing:	Standard 2-gang electrical box		
Wiring:	3 common and 1 selective		

Required Components

PK543A Apartment Intercom Amplifier
PO001 Door Release
CM192 or AM192 Entrance Panel
SS102A Transformer



IR207B 4-Wire Apartment Station

Description

The LI404B Strobe is a high-intensity remote visual signaling device for use with TekTone® Tek-ENTRY® Apartment Entry Systems that use either the PK543A Amplifier/Relay/Power Supply or the PK205 Amplifier/Relay/Power Supply.

The unit is primarily for use in locations where hearing-impaired persons require supplemental call notification, but can be used anywhere a visual indication of an incoming call is desired. The bright strobe light flashes for approximately 15–20 seconds when an incoming call is detected.

The device can be installed in most standard single or double gang electrical boxes or similar indoor openings. It is not a weatherproof device and therefore should not be used for any outdoor applications. Installation is facilitated by the use of simple connections to the pre-mounted circuitry and a complement of mounting hardware. The LI404B Strobe Light portion meets ADA and UL® 1971 requirements.

Specifications

Dimensions:	Height:	5.5"	(140 mm)
	Width:	4.5"	(114 mm)
	Depth:	3.5"	(89 mm)
	Projects:	2.5"	(63.5 mm)
		from mounting surface	
Construction:	Attractive, flame-retardant (UL® 94V-0) plastic housing		
Strobe:	15 candela per UL® 1971		
Power:	24 VDC, 57 mA DC nominal		
Wiring:	18 gauge minimum, 750' maximum		
Installation:	Standard single or dual gang box		



LI404B Strobe

Required Components

Tek-ENTRY® Apartment Entry System
PK543A Amplifier/Relay/Power Supply
To power locally (retrofit or standalone installations), add:
PK601A 24 VDC Power Supply
SS106 Transformer

–or–

Tek-ENTRY® Apartment Entry System
PK205 Amplifier/Relay/Power Supply
PK601A 24 VDC Power Supply
SS106 Transformer

Features

- Low voltage operation
- Reliable alternate power supply
- Integrated circuit design
- Easy installation

Description

The PK124K Battery Backup Kit provides continuous battery charging so that if power to system equipment is interrupted, standby operating power is provided for up to approximately 6 hours. (Time may vary depending on system size and usage.)

The PK124K kit includes a transformer, a battery charger and two batteries—all preinstalled in a 19-gauge cold-rolled steel housing. Knockouts are included on all sides except the lid, to allow connection of electrical conduit from any direction. In addition, the lid has a knockout which can be used to install an optional key lock. The enclosed single-gang electrical junction box is galvanized steel with a stainless steel cover plate.

TekTone® systems supported by the PK124K include the DS100 Door Sentry & Emergency Alarm System, the CM800 Emergency Call System, Tek-ENTRY® Apartment Entry Systems, and the Tek-SAFE® Area of Rescue Assistance System.

Specifications

Dimensions:	Height:	11.75"	(300 mm)
	Width:	11.75"	(300 mm)
	Depth:	3.75"	(96 mm)
Construction:	19 gauge, cold-rolled steel		
Transformer:	24 VAC, 30 VA (SS106)		
Storage:	Two 12 VDC batteries (BA001)		
Connection:	Screw terminals (on PK124)		
Mounting:	Surface		



PK124K Battery Backup Kit

Required Components

CM800 Emergency Call System
DS100 Door Sentry & Emergency Alarm System
Tek-ENTRY® Apartment Entry Systems
-or-
Tek-SAFE® Area of Rescue Assistance System

Optional Components


Mier BW3000 Offset Cam Lock, or equivalent

Features

- Provides access control to multiple entrances on one apartment entry system
- Use with PK543A speaker systems or PK205 handset systems
- Transfers both door release function and audio between entrance panels
- Powered by the intercom system amplifier
- Polarized plug-in color-coded pigtailed connector
- Built-in test circuit with LED display
- Surface mounted
- Small footprint

Description

The TekTone® PK502B Dual Entrance Control Unit provides a means to transfer apartment intercom panel and door release operations between more than one entrance. Pressing a call button on an entrance panel automatically transfers the voice and door release functions to that entrance. All PK502B control units are located at the amplifier location and do not need to be spread out.



PK502B Dual Entrance Control Unit

Specifications

Dimensions:	Height:	5.5" (140 mm)
	Width:	3.125" (80 mm)
	Depth:	2" (51 mm)
Construction:	Flame-retardant (UL® 94V-0) plastic	
Connections:	Polarized plug-in type	
Mounting:	Surface mount	

Required Components

PK543A Amplifier/Relay/Power Supply

–or–

PK205 Amplifier/Relay/Power Supply

PK543A Apartment Intercom Amplifier for 5-, 4- & 3-Wire Remote Stations IL482 Specification Sheet

Tek-ENTRY® Apartment Entry Systems • Rev. 14 - 11/2016

Features

- Easy installation
- Low-voltage operation
- Multiple applications
- Precision engineering


Description

The PK543A Apartment Intercom Amplifier is a self-contained unit that does not require an external amplifier. The PK543A is designed for use with 3-, 4- or 5-wire apartment remote stations and provides amplification, control and power circuits needed to operate a complete apartment intercom system. Voice volume control and tone volume control are easily adjustable through the screwdriver opening on the front panel.

Additional functions include multiple door entrance operation with the PK502B; AC, DC or Maglock configurations with three selectable delayed door timing modes; post office door lock release; steady or warble call tones; power LED; selectable door button hold timeout; and selectable talk before door interlock (available for 4-wire stations only).

Specifications

Dimensions:	Height: 5.5" (140 mm)
	Width: 3.125" (80 mm)
	Depth: 2" (51 mm)
Construction:	Flame-retardant (UL® 94V-0) plastic
Amplification:	Integrated Circuit amplifier including amplifier with frequency response, adjusted for ideal voice quality.
Call Tone:	Integrated circuit oscillator with steady and warble modes
Door Release:	AC, DC or Maglock (12 VDC/24 VDC)
Controls:	Voice Volume, Tone Volume and Dipswitches for selectable modes
Connections:	Polarized plug-in type
Power Required:	16 VAC, 10 VA
Mounting:	Surface mount



**PK543A Apartment Intercom Amplifier
for 5-, 4- & 3-Wire Remote Stations**

Required Components

AM-series or CM-series Entrance Panels
IR-series Remote Stations
SS102A or SS106 Transformers

Features

- Easy installation
- Low-voltage operation
- Multiple applications
- Precision engineering


Description

The PK601A is a 24 VDC power supply designed to power auxiliary signaling devices used in TekTone® emergency call systems. The unit provides a filtered 24 VDC output rated at 1 amp.

Although specifically designed for use with emergency call systems, the PK601A may also be used as a DC silent door opener adapter in TekTone apartment entrance systems.

Specifications

Dimensions:	Height:	5"	(127 mm)
	Width:	2.375"	(60 mm)
	Depth:	2.25"	(57 mm)
Construction:	Quality electronic components mounted on a PC board encased in a rugged extruded aluminum housing		
Connections:	Screw terminals		
Mounting:	Surface		
Output voltage:	24 VDC		
Output current:	1 amp		
Power			
Requirements:	16 VAC, 30 VA		



PK601A 24 VDC Power Supply

Suggested Uses

Tek-CARE®500 Wireless Nurse Call System
NC50xES-series Remote Receiver
LI381, LI382 or LI382LED Dome Lights

CM800 Emergency Call System
BE007 DC Corridor Bell
PK612A DC Flasher

Tek-ENTRY® Apartment Entry System
LI404B Auxiliary Strobe for Hearing Impaired
PK205 Intercom Amplifier

SS102A and SS106 Transformers PO001 Electric Door Opener IL127 Specification Sheet

Rev. 15 - 10/2016



SS102A



SS106

SS102A and SS106 Transformers



PO001 Electric Door Opener

Transformer Features

TekTone's SS102A and SS106 Class 2 Transformers offer compact, easy-to-install low voltage AC power sources for use with various TekTone® intercom systems. Both transformers are UL® Listed Class 2 transformers and will safely take themselves offline when overheated.

The transformers are constructed for easy surface installation or in a standard 1/2" knockout, and may be used in plastic or metal boxes. Primary wire connections are made using the pre-stripped pigtailed and ground wire; secondary connections are made using screw terminals.

Specifications

SS102A	120 VAC primary, 16 VAC 10 VA secondary
SS106	120 VAC primary, 8 VAC 20 VA 16/24 VAC 30 VA secondary

Electric Door Opener Features

TekTone's PO001 Electric Door Opener is for use in unlocking and locking doors from a variety of TekTone remote stations. The door opener can be installed in place of the door lock, or on a door jamb with various door lock sets.

The PO001 is a normally locked type with heavy duty coils, and operates on 8-16 VAC or 3-6 VDC. The unit features a flat face with satin zinc finish and solid brass locking latch for long wear. The PO001 is reversible for mortise-type locks and latches up to 1/2" width and throw, and is ideal for most narrow jamb mortise-type installations. Depending on the specific job requirements, the PO001 can be reversed for right or left-hand door installation.

Dimensions

Faceplate:	1.25" × 5.875"	(31.8 mm × 149 mm)
Case width:	0.9375"	(24 mm)
Case depth:	1.4375"	(37 mm)
Latch opening:	1.375"	(35 mm)

Description


The PO101S Postal Door Release provides for postal lock installation and microswitch control of door release devices. It is constructed of a rugged aluminum panel with durable, flame retardant ABS plastic endcaps. The extrusion design provides sufficient depth to make the panel surface mountable with no additional housing required. A gasket is also attached to the rear surface to increase the station's resistance to weather exposure.

Specifications

Dimensions:	Height:	7.25"	(184 mm)
	Width:	4.9"	(125 mm)
	Depth:	1.5"	(38 mm)
Construction:	Rugged extruded aluminum panel with durable, flame retardant ABS plastic endcaps		
Finish:	Brushed aluminum		

Required Components

Tek-ENTRY® Apartment Entry System
-or- Tek-ENTRY® Vandal-Resistant Entry System



PO101S Postal Door Release

NOTES:

1. For SF-series emergency switches, use single-gang ring, or single-gang ring and double-gang box.
2. For LI-series dome lights, use double-gang ring (or double-gang ring and box).
3. For AM- and CM-series apartment panels, see specification sheets.
4. For IR300-series nurse call stations, use Steel City #3GC and #H3BD or exact equivalent.
5. For IR150B-series, use Steel City #3GC and #H3BD. If space is limited, use ARC-CO #2GBD and #3GC.
6. For IR150SS Station, use OH600 flush housing mounted horizontally.
7. The last two digits of frame and housing model numbers indicate the number of gangs (i.e., panel capacity). Exceptions: IH101, IH103, OH600, OH601.
8. Attach the IH103 mounting plate to a finished wall, single-gang box, double-gang box or square masonry box.

Model #	IH101 backbox (flush)	IH103 plate (flush)
IR103E	×	×
IR104E	×	×
IR105E	×	×
IR203E		×
IR204E		×
IR205E		×
IR207B	use standard 2-gang electrical box	

Dimension and Finish Chart—Housings, Frames, Desk Cabinets

Flush Mount Housings					
Model#	Overall Width	Wall Cutout Width	Overall Height	Wall Cutout Height	Overall Depth
IH101	4"	4-1/4"	5-1/2"	5-3/4"	1-3/4"
IH103	4-9/16"	n/a	5-7/8"	n/a	1/16"
OH150	5-1/4"	4-1/2"	12-5/8"	11-5/8"	3-3/4"
OH191	4-3/8"	4-1/2"	17-1/8"	17-1/4"	3-1/2"
OH192	8-3/8"	8-1/2"	17-1/8"	17-1/4"	3-1/2"
OH193	12-3/8"	12-1/2"	17-1/8"	17-1/4"	3-1/2"
OH194	16-3/8"	16-1/2"	17-1/8"	17-1/4"	3-1/2"
OH201	5-3/8"	4-1/2"	16-7/8"	16-1/4"	3-7/8"
OH202	9-3/8"	8-1/2"	16-7/8"	16-1/4"	3-7/8"
OH203	13-3/8"	12-1/2"	16-7/8"	16-1/4"	3-7/8"
OH204	17-3/8"	16-1/2"	16-7/8"	16-1/4"	3-7/8"
OH600	4"	4-1/4"	10-3/16"	10-3/8"	1-13/16"
OH601	4"	4-1/4"	16-1/16"	16-1/4"	1-13/16"

Flush Mount Frames		
Model #	Width	Wall Cutout
OF191	6-1/4"	-
OF192	10-1/4"	-
OF193	14-1/4"	-
OF194	18-1/4"	-
	Height:	19" (overall)
	Depth:	7/8"
OF201	6-1/4"	4-1/2"
OF202	10-1/4"	8-1/2"
OF203	14-1/4"	12-1/2"
OF204	18-1/4"	16-1/2"
	Height:	17-3/4" (overall)
	Cutout:	15-7/8"
	Depth:	2-1/2"

Desk Cabinets		
Model #	Width	Depth
*IH302	9-1/2"	6"
*IH303	13-1/2"	6"
*IH304	17-1/2"	6"
* Cabinet Assembly Only. IH300 series Height = 17"		

Surface Mount Frames			
Model #	Width	Height	Depth
OF191S	6-1/4"	19"	2-1/4"
OF192S	10-1/4"	19"	2-1/4"
OF193S	14-1/4"	19"	2-1/4"
OF194S	18-1/4"	19"	2-1/4"
OF195S	22-1/4"	19"	2-1/4"

Surface Mount Housings	
Model #	Width
OH301	6-1/8"
OH302	10-1/8"
	Height: 17-3/4"
	Depth: 3-5/8"