

# VSSL

LISTENING TO YOUR VSSL SYSTEM

---

1. GO TO YOUR FAVORITE MUSIC APP AND  
PLAY MUSIC.  Spotify PANDORA  MUSIC

\*GO ONLINE TO SEE A FULL LIST OF SUPPORTED APPS.

2. WHILE IN THE MUSIC APP LOOK FOR  
ONE OF THESE ICONS AND PRESS.



3. SELECT THE ZONE YOU WISH TO  
PLAY TO.

---



\*GO ONLINE TO SEE ALL THE VSSL SYSTEM DETAILS.

VSSL.COM




## AIRPLAY

iOS

1. Go to your favorite music app and play music.
  2. While in the music app look for the Airplay icon  and press.  
-OR-
    - a. Swipe up from the bottom edge to reveal Control Center.
    - b. In Control Center, swipe horizontally to find the Now Playing screen.
    - c. Tap  to open a list of available Airplay devices.
  3. Select the zone/room you wish to play to.
- 

### Android/iOS


1. Go to your favorite music app and play music.
2. While in the music app look for the Cast button  and press.
3. Select the zone/room/group you wish to play to.



## CHROMECAST BUILT-IN

iOS  
Android  
PC  
Mac  
Chrome

### Android/Mirroring

1. From your Android phone or tablet, open the Google Home app.
2. Tap the left hand navigation  to open the menu.
3. Tap “Cast screen/audio” and select the zone/room/group you wish to play to.


### PC/Mac

1. Listen to any audio playing in your Chrome web browser in your zones.
  2. Open Chrome and visit any webpage.
  3. Press the Cast button  and select the zone/room/group you wish to play to.
- 



## SPOTIFY CONNECT

iOS  
Android  
PC  
Mac

1. From the Spotify iOS, Android, PC, or Mac app, select any song and play.
  2. Go to the Now Playing screen and find the Spotify Connect logo . Press “Devices Available”.
  3. Select any of the zones/rooms/groups you wish to listen to.
-