



# Assure Lock<sup>®</sup> 2



Let Yale Get the Door™ with a suite of keyless door locks designed to secure and simplify your life.

Whether you are looking for a keyed or key-free option, or a touchscreen or keypad version, Yale has an Assure Lock 2 designed for you.


Enjoy peace of mind, protected by Assure Locks with 180 years of security expertise built in.



Keypad Smart Lock



Key-Free Keypad Smart Lock



Touchscreen Smart Lock



Key-Free Touchscreen Smart Lock



#### Not home? Use the app

Lock-up, let someone in, receive notifications and share codes from anywhere




#### No professional installation needed

Replaces your deadbolt on most standard doors using just a screwdriver



#### Unlock your way

Use the keypad, Yale Access app on your smartphone or Apple Watch from anywhere, or Auto-Unlock.



#### Yale Access App

Use the app, from anywhere, to unlock the door for wanted guests



Trusted every day



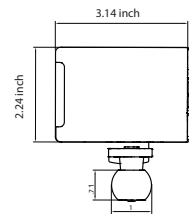
# AUTOSWING

SMART - SECURE

## THE NEW STANDARD FOR SWING DOOR AUTOMATION



Backup Lithium battery is contained in the AutoSwing housing and allows the system to have a power source even when your home loses power for up to seven days.



The low height of only 2.25 inches allows the AutoSwing to be attached to most door headers.

### BUILT-IN FIRE ALARM INTEGRATION












### Autoslide App

Grant or deny access to your home 24/7 motion sensor sends alerts to your phone when anyone approaches your doors.



Proudly 100% designed and assembled In Australia

# Assure Lock 2 Features






-  **Auto-Unlock**  
Let us unlock the door for you when you get home, with optional Auto-Unlock
-  **Auto-Lock with DoorSense®**  
Rest easy knowing your door is locked when you want it to be with optional Auto-Lock
-  **Share access**  
Manage entry codes or virtual keys with people you trust
-  **Keypad access**  
Easy for the whole family to use, create unique codes for everyone that needs access
-  **Works with most entry doors**  
Compatible with standard US and Canada entryway doors
-  **Battery Back-Up**  
Never lose power, key free models can be energized with a 9V battery
-  **Apple Watch®**  
Leave your keys and phone behind, just use your Apple Watch to unlock the door
-  **Security you can trust**  
Commercial Grade 2 certified and secured by advanced app features and encryption
-  **Optional settings**  
Customize auto relock, privacy mode and tamper alarms within the lock settings

## Works with your smart home



The Yale Assure Lock 2 works with your smart home from anywhere.



-  Monitor, lock and unlock from anywhere
-  View access history of who's entered your home
-  Receive notifications on your smartphone
-  Set schedules or routines for your lock for your lock
-  Give access to friends and family from anywhere

# ADVANCED STATE OF THE ART PROCESSING UNIT

AutoSwing main processing unit is the most advanced on the market.



**Smart Automatic Upgradeable Solution (SAUS)**



**RS-485 PORT:** Smart home and access control integrations



**FIRE ALARM PORT:** For external fire alarm integration



**Built-in Bluetooth Technology**



**Wireless Mode Pad Controller**



**Lock Inputs** for electric lock integration



**Customizable Optional Settings**



**Integrated speaker** for multiple voice notifications



**Built-in 433 MHz receiver**

Integration with smart home devices

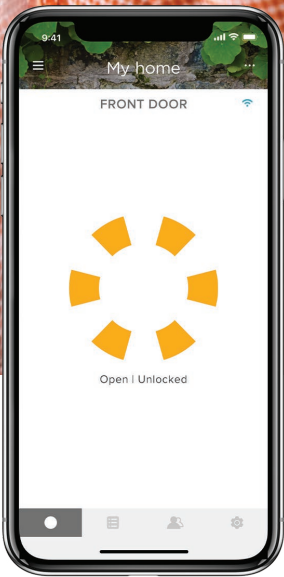


## Technical specifications

Operator type	Hinged and Pivot Doors
Door opening width	47" (1200 mm)
Door weight	265 lbs (up to 120 Kg)
Power input	100-240 VAC 50/60hz (+/-10%)
Auxiliary voltage	24 VDC @220mA
SPDT relay output for controlling electric-strikes or electric mag-locks not to exceed 2A 24 VDC	
Opening speed	30 degrees/s for fast opening speed. 15 degrees/s for slow opening speed.
Closing speed	8 degrees/s
Hold open time	0-23s

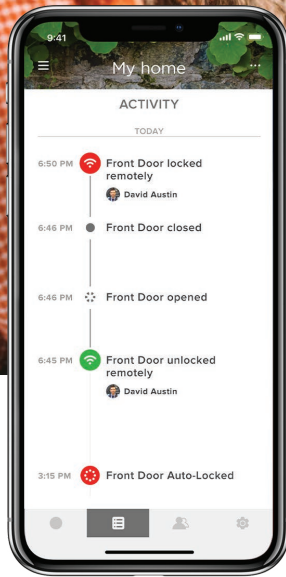
Ambient temperature	14 °F to 140 °F (-10°C to 60°C)
Drive weight unit	7 lb (3 Kg)
Complies with:	UL, FCC, ANSI
Electro-mechanical locking integration	Mag Lock, Electric Strike, Electric Dead Bolt, Smart Dead Bolt
Power supply adaptor output	25 Vdc, 2.6A 65watt
Safety Protocol	Auto-Reverse, Safety Beams
Communication Protocols	RF, Bluetooth, RS485, Dry Contacts, Autoplus Gateway, Cloud API
Lithium Battery Backup	21.6V / 3200mAh
Standby Time	7 Days

# Works with Yale Access



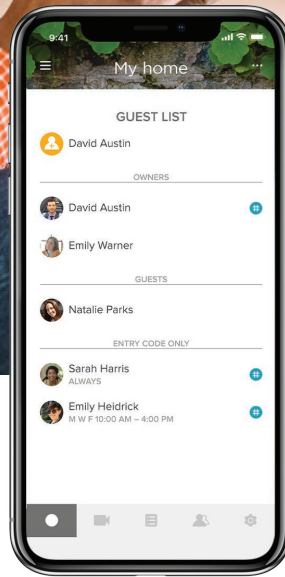
## Control from anywhere

Lock and unlock your door from your app, anywhere in the world



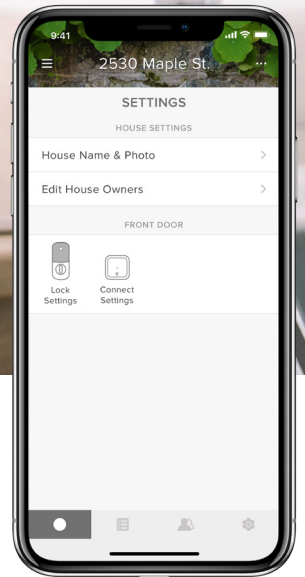
## See access history

Receive real-time notifications and view a 24/7 activity feed



## Share access with others

Manage entry codes or virtual keys for people you trust



## DoorSense®

Check the status of the door and see if your door is securely closed and locked

## Connects with:



## AUTOSWING

Activate your Automatic Swing Door in conjunction with Yale Smart Lock.

Fully integrated with Yale App.

Safety Sensor preventing door hitting.

AutoPlus Gateway required for connectivity.

## Smart together:



## AUTOSWING

# Models

**Assure Lock 2**  
Keypad Smart Lock  
YRD410



**Assure Lock 2**  
Touchscreen Smart Lock  
YRD420




**Assure Lock 2**  
Key-Free Keypad Smart Lock  
YRD430



**Assure Lock 2**  
Key-Free Touchscreen Smart Lock  
YRD450

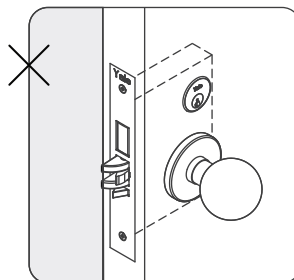
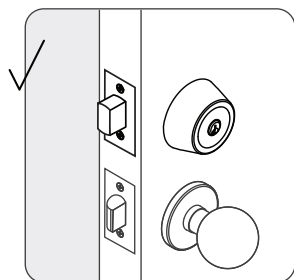
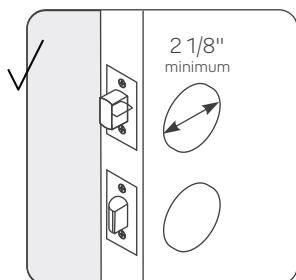


Selection	Assure Lock 2 Keypad Smart Lock YRD410	Assure Lock 2 Touchscreen Smart Lock YRD420	Assure Lock 2 Key-Free Keypad Smart Lock YRD430	Assure Lock 2 Key-Free Touchscreen Smart Lock YRD450
<b>Bluetooth</b> Satin Nickel Oil Rubbed Bronze Black Suede	YRD410-WF1-619 YRD410-WF1-OBP YRD410-WF1-BSP	YRD420-WF1-619 YRD420-WF1-OBP YRD420-WF1-BSP	YRD430-WF1-619 YRD430-WF1-OBP YRD430-WF1-BSP	YRD450-WF1-619 YRD450-WF1-OBP YRD450-WF1-BSP
<b>Available Finishes</b>	<div style="display: flex; justify-content: space-around; align-items: center;"> <div style="text-align: center;">  619 Satin Nickel         </div> <div style="text-align: center;">  BSP Black Suede         </div> <div style="text-align: center;">  OBP Oil Rubbed Bronze         </div> </div>			

# Assure Lock 2 Specifications

<b>Door Specifications</b>	<ul style="list-style-type: none"> <li>• Face Bore 2 1/8" or 1 1/2"</li> <li>• Edge Bore 1"</li> <li>• Backset 2 3/8" or 2 3/4" (adjustable latch)</li> <li>• Door Thickness 1 3/8" - 2 1/4"</li> </ul>	<b>Warranty</b>	<p>for the original owner, one year warranty for electronics and lifetime limited warranty for finish and mechanical operation.</p>
<b>Strikes / Latches</b>	<p>Strike Plate 1" x 2 1/4" RC Round Corner          Latch 2 3/8" or 2 3/4" Adjustable          Latch Faceplate 1" x 2 1/4" RC Round Corner</p>	<b>Temperature Range</b>	<p>Outside Temperature Range -30°C to 60°C = -22°F to 140°F          Inside Temperature Range -15°C to 70°C = 5°F to 158°F          Battery Temperature Range -10°C to 55°C = 14°F to 131°F          Storage Temperature Range -40°C to 85°C = -40°F to 185°F</p>
<b>Keyway</b>	<p>KW-1 5 Pin          (keyed models come with 1 key)</p>	<b>In the Box</b>	<ul style="list-style-type: none"> <li>• Yale Assure Lock 2</li> <li>• DoorSense</li> <li>• Wi-Fi Smart Module</li> <li>• Deadbolt and Strike Plate</li> <li>• Mounting Hardware</li> <li>• Key (keyed models)</li> <li>• 4 AA Batteries</li> <li>• Door Template</li> <li>• Installation Manual</li> </ul>
<b>Handing</b>	<p>Self-handing</p>	<b>Product Measurements</b>	
<b>Grade tested to</b>	<p>Commercial Grade 2</p>	<p>YRD410; YRD420          Exterior          Interior</p>	<p>.8" L x 2.6" W x 4.9" H          1.7" L x 2.7" W x 4.9" H</p>
<b>UL/cUL Functions are UL</b>	<p>The Yale Assure Lock 2 family is 20 minute fire rated when installed on the correct rated/specified door</p>	<p>YRD430; YRD450          Exterior          Interior</p>	<p>.6" L x 2.5" W x 3.7" H          1.7" L x 2.7" W x 4.9" H</p>

## Lock compatibility



# We're here for you



## **Technical Support**

Visit: [US.YaleHome.com/Support](https://US.YaleHome.com/Support)

Call: 1-855-213-5841 | 24/7

Email: [Support@yalelock.com](mailto:Support@yalelock.com)

## **Customer Service**

Call: 1-800-438-1951 | M-F 8am-4:30pm EST

Email: [Service@yalelock.com](mailto:Service@yalelock.com)

## **Yale Locks & Hardware**

225 Episcopal Road  
Berlin, CT 06037 USA  
[US.YaleHome.com](https://US.YaleHome.com)

## **Autoslide**

8507 Benjamin Road  
Tampa, FL 33634 USA  
[autoslide.com](https://autoslide.com)

## **Autoslide Technical Support**

Visit: [autoslide.com/support](https://autoslide.com/support)

Call: 833-337-5433 | M-F 9a to 5p

Email: [support@autoslide.com](mailto:support@autoslide.com)

Yale®, Assure Lock® and DoorSense® are registered trademarks of ASSA ABLOY Residential Group. Other products' brand names may be trademarks or registered trademarks of their respective owners and are mentioned for reference purposes only. © Copyright 2022. All rights reserved. Reproduction in whole or in part without the express written permission of ASSA ABLOY Residential Group is prohibited. Google and Google Play are trademarks of Google LLC.

To control this HomeKit-enabled accessory, the latest version of iOS or iPadOS is recommended. Use of the Works with Apple badge means that an accessory has been designed to work specifically with the technology identified in the badge and has been certified by the developer to meet Apple performance standards. Apple is not responsible for the operation of this device or its compliance with safety and regulatory standards. Apple, Apple Watch, HomeKit, iPad, and iPhone are trademarks of Apple Inc. registered in the U.S. and other countries.

Wi-Fi is a registered trademark of Wi-Fi Alliance®.